


■ Column & Booms

Promotech manufactures wide range of welding automation machines.

Column&Booms are available in several standard or custom made versions.

Depending on the type Column&Booms can be fitted with SAW SINGLE OR TANDEM, MIG/MAG, TIG or PLASMA.





Production and tests at Promotech location in Bialystok/Poland.



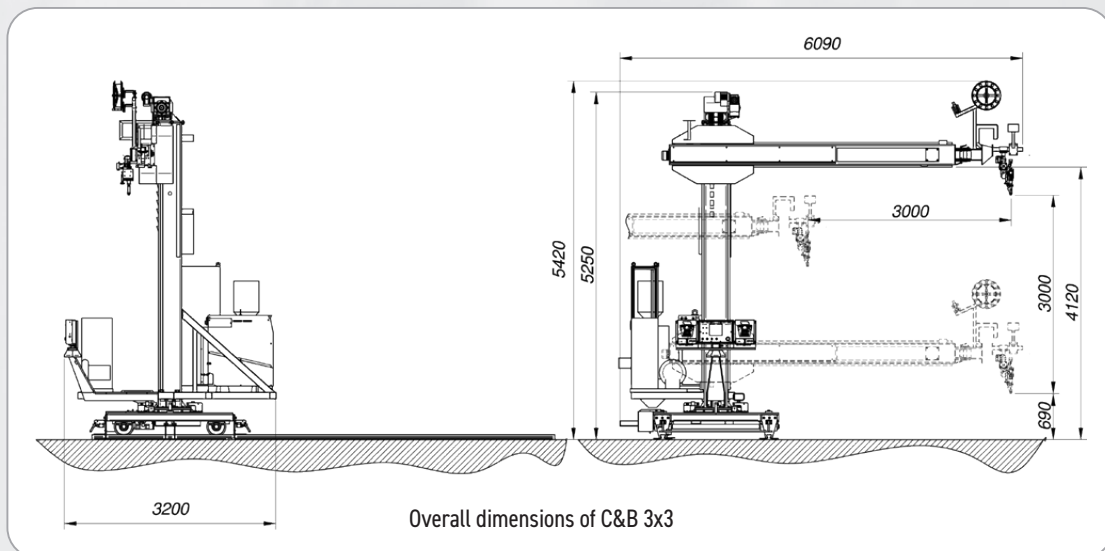
Installation and commissioning at Customers' site.



Column & Boom range by Promotech (standard version)	
1. C&B 2X2	STATIONARY
2. C&B 2X2 R	STATIONARY, MANUAL ROTATION
3. C&B 2X2 XR	MOBILE, MANUAL ROTATION
4. C&B 3X3	STATIONARY
5. C&B 3X3 R	STATIONARY, MANUAL ROTATION
6. C&B 3X3 XR	MOBILE, MANUAL ROTATION
7. C&B 4X4	STATIONARY
8. C&B 4X4 R	STATIONARY, MANUAL ROTATION
9. C&B 4X4 XR	MOBILE, MANUAL ROTATION
10. C&B 5X4	STATIONARY
11. C&B 5X4 R	STATIONARY, MANUAL ROTATION
12. C&B 5X4 XR	MOBILE, MANUAL ROTATION
13. C&B 6X4	STATIONARY
14. C&B 6X4 R	STATIONARY, MANUAL ROTATION
15. C&B 6X4 XR	MOBILE, MANUAL ROTATION


Available options:

1. Semi-automatic Cross-slide with automatic seam tracking system
2. Swivel system for welding
- 3A. Visual system for SAW incl. camera for SAW/ 1 unit
- 3B. Visual system for GMAW incl. camera for GMAW/ 1 unit
4. Laser pointer
5. 6-meter track
6. 12-meter track
7. Extended integration with power source controller and additional device e.g. rotator or/and welding positioner





Half Gantry Beam and Tank Welding System C&B type WA with LINCOLN ELECTRIC PW AC/DC 1000 SD



Standard Column & Boom with ESAB Aristo 1000 AC/DC



Optional equipment includes: camera system for GMAW/SAW, automatic correction of welding gun position or remote control.

Integration with various power sources controller - here: process START/STOP from C&B control panel.

All our Column&Booms are equipped with passive safety systems such as safety chains, automatic brakes on a gear motor in case of power failure. Active safety systems such as limit switches to prevent collisions are also standard.



Half Gantry Beam and Tank Welding System type WA

It is a special version of Column&Boom that uses two welding heads. Suitable for SAW/GMAW/PLASMA.

C&B type WA allows doing welding of long structural beams of closed profile, beams type T, H, HSI, HSQ with web height up to 1500 mm and the inside/outside welding of tanks, pressure vessels with a maximum diameter up to 4500 mm.



Production and tests at Promotech's factory in Bialystok - Poland.




Installation and commissioning of Column&Boom at the customer's site

Various applications.



Dual torch



Hard-surfacing of turbines



Circumferential welding

Column&Boom can be integrated with other equipment working in the system such as roller beds or other welding positioners.

Column & Booms can be customized according to customer preferences.



PROMOTECH Sp. z o.o.
ul. Elewatorska 23/1, 15-620 BIAŁYSTOK, POLAND
tel. (+48 85) 678 34 05, fax (+48 85) 662 78 77
marketing@promotech.eu www.promotech.eu

Your local dealer:

